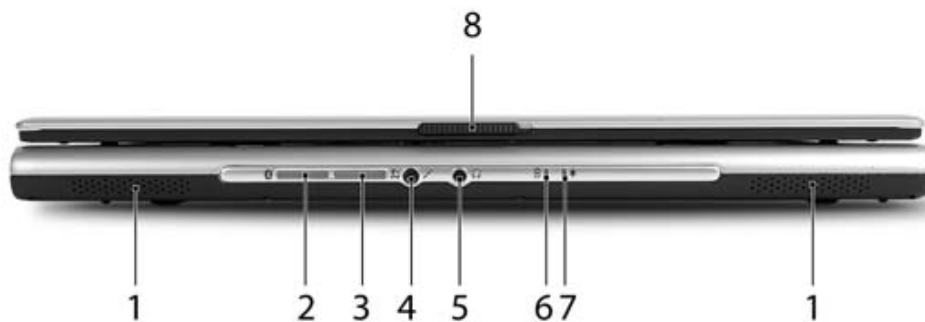







| # | Item                                   | Description   |
|---|--|---|
| 5 | Touchpad                               | Touch-sensitive pointing device which functions like a computer mouse.  |
| 6 | Click buttons (left, center and right) | The left and right buttons function like the left and right mouse buttons; the center button serves as a 4-way scroll button. |
| 7 | Easy-launch buttons                    | Buttons for launching frequently used programs. See " <b>Easy-launch buttons</b> " on page 18 for more details.               |
| 8 | Status indicators                      | Light-Emitting Diodes (LEDs) that light up to show the status of the computer's functions and components.                     |
| 9 | Palmrest                               | Comfortable support area for your hands when you use the computer.  |

## Closed front view



| # | Icon  | Item                                     | Description   |
|---|---|--|---|
| 1 |   | Speakers                                 | Left and right speakers deliver stereo audio output.  |
| 2 |  | Bluetooth communication button/indicator | Enables/disables the Bluetooth function. Indicates the status of Bluetooth communication.   |
| 3 |  | Wireless communication button/indicator  | Enables/disables the wireless function. Indicates the status of wireless LAN communication. |
| 4 |  | Microphone/line-in jack                  | Accepts audio line-in devices (e.g., audio CD player, stereo walkman).                      |
| 5 |  | Headphones/speaker/line-out jack         | Connects to audio line-out devices (e.g., speakers, headphones).                            |
| 6 |  | Battery indicator                        | Indicates the computer's battery status.  |